

**SLHS
Grade
Level
Meetings**

*January
2025*



SLHS Administration Team

Mrs. Finnesand

Principal

Mrs. Caruso

Associate Principal

Mrs. Cooper

Student Support Admin

Dr. Jozwiak

Student

Support Admin

Mr. Jacobi

12th grade

Asst. Principal

Mr. Calvert

11th grade Asst.

Principal

Mr. Sweeso

10th grade

**Mr.
Pearson**

9th Grade AP

Freshmen Class
of 2028



@7lhs2028

**Mr.
Sweeso**

10th Grade AP

Sophomore Class
of 2027



@7lhs2027

**Mr.
Calvert**

11th Grade AP

Junior Class
of 2026



@sl2026

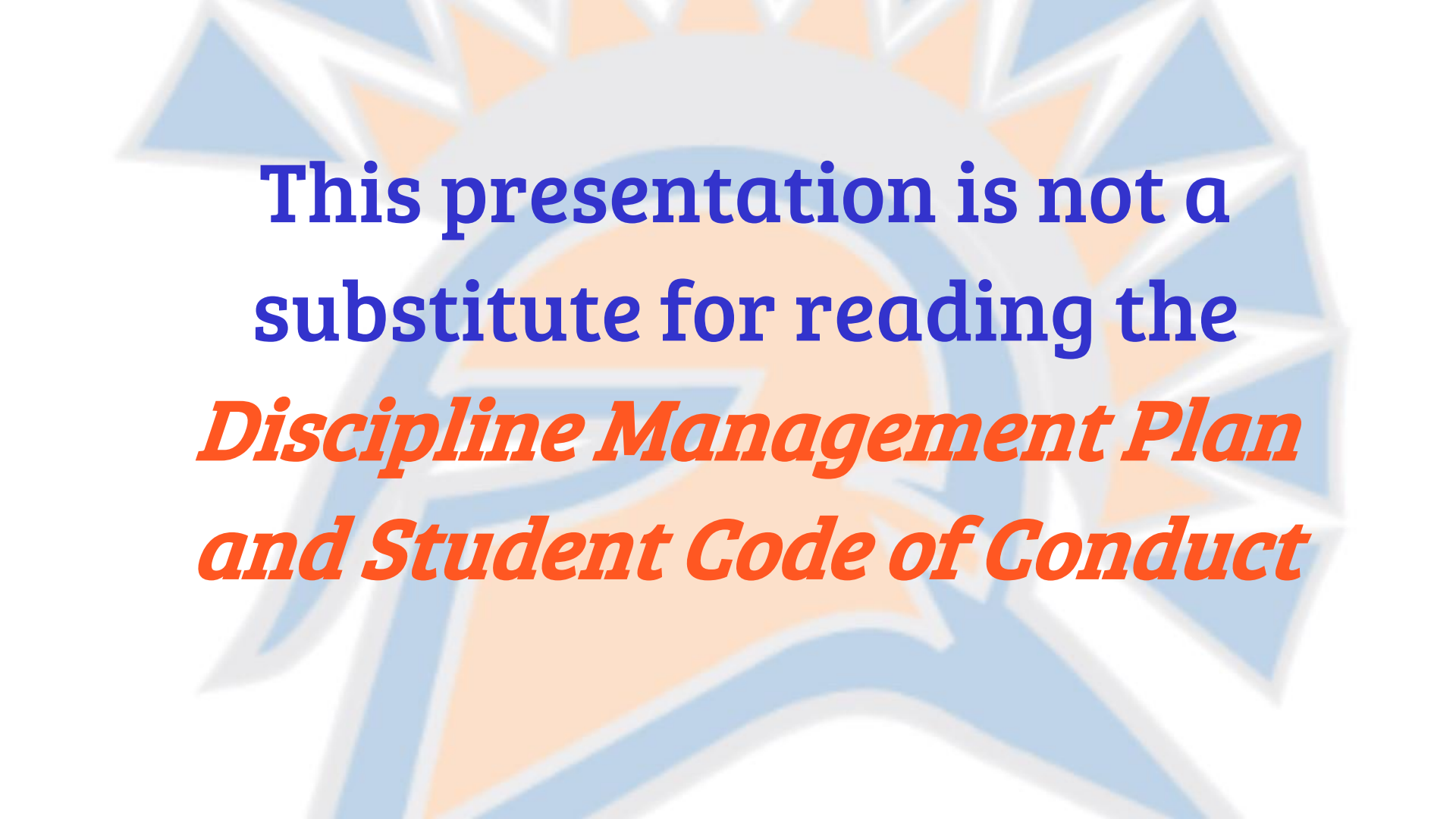
**Mr.
Jacobi**

12th Grade AP

Senior Class
of 2025



@slspartans



**This presentation is not a
substitute for reading the
*Discipline Management Plan
and Student Code of Conduct***

Words of Wisdom from our Principal Mrs. Finnesand





Mr. Jacobi

Asst. Principal

Safe School



Safety and Security

- DO NOT open the doors
- Hallways/Restrooms
- ALWAYS wear your IDs
- Security guards
- During school emergencies, students are asked not to turn their devices on until the crisis stage is over, unless they are instructed to do so by a staff member or emergency responder.

Door Entry

- Late arrival- enter through front main office, 9th grade office or back athletic doors with Security guard
- Miller must park in front of school and enter through main entrance
- Do not attempt to enter elsewhere
- Do not ask your friend to open a door for you

NEW CHANGES FOR THE SEMESTER

- If you are found to have put a secondary phone in the pocket chart and are using another in class or in the hallway during class time you will be given a day of ISS for the first offense. This means you will need to take ALL your final exams.
- First offense for cheating will now be an “N” in conduct, a zero on the assignment and you will be given one day of ISS for the first offense. This means you will need to take all of your finals. Second offense will be a “U” in conduct, a zero on the assignment and you will serve 3 days ISS



Chromebooks

KISD issued Chromebooks must be used for ALL online assignments done at school and at home. Failure to use the school issued Chromebook will result in a zero on the assignment.

AI - Artificial Intelligence

- AI can be a powerful tool to enhance your learning experience; however, there are parameters that your teachers will outline in their classroom expectations for each assignment.
- Copy and paste is never appropriate and is considered cheating.

Student IDs

- Must be worn on a lanyard around your neck and visible EVERY DAY ALL DAY! This is for YOUR safety.
- Purchase an ID from Registrar's Office
- Obtain a temporary ID from:
 - 9th - Freshman Registrar Office
 - 10th-12th - Grade Level AP Office
- NO ID = You will be escorted to Grade Level AP Office
- Temporary ID - must be worn on your chest, visible
- Replacement lanyard, sleeve and ID = \$3.00

Student ID Consequences

- 1st offense = warning
- 2nd offense = 30 minute detention
- All subsequent = increased detention
- **Detention hours count toward loss of exemptions**
- **Continued non compliance will result in ISS = loss of exemptions.**

Tardy Consequences 24-25

Tardy

Consequences

3rd-4th Tardy

AP Conference

5th – 7th Tardy

30 min ASD

8th – 10th Tardy

1 hr. ASD

11th -13th Tardy

3 hr. ASD*

14th – 15th Tardy

Saturday Detention*

(4 hour)

16th + Tardy

ONS or ISS Loss of Exemptions*

**Other supportive measures (ex. behavior contract, escort, etc.)*

KATY DRESS FOR SUCCESS

Katy ISD Discipline Management Plan and Student Code of Conduct

NO HEAD COVERING ALLOWED
(UNLESS FOR RELIGIOUS
OR MEDICAL REASONS)

ENTIRE
SHADED AREA
MUST BE
COVERED

SCHOOL ID MUST BE
WORN AT ALL TIMES

SHORTS AND
SKIRTS MUST
BE MID-THIGH

SHOES MUST BE WORN
AT ALL TIMES



ALCOHOL



DRUGS



VIOLENCE



PROFANITY

School attire may not cause a material or substantial disruption of, or interference with, normal school operations. Failure to adhere to the dress for success expectations will result in disciplinary consequences.

Students must wear
their current year
school ID at all times
during school hours
and while on campus

Dress Code

- No midriff exposed
- Must have two straps
- No hats or hoodies
- Shorts/skirts must be mid-thigh in length
- Pants/jeans may only be distressed below mid thigh



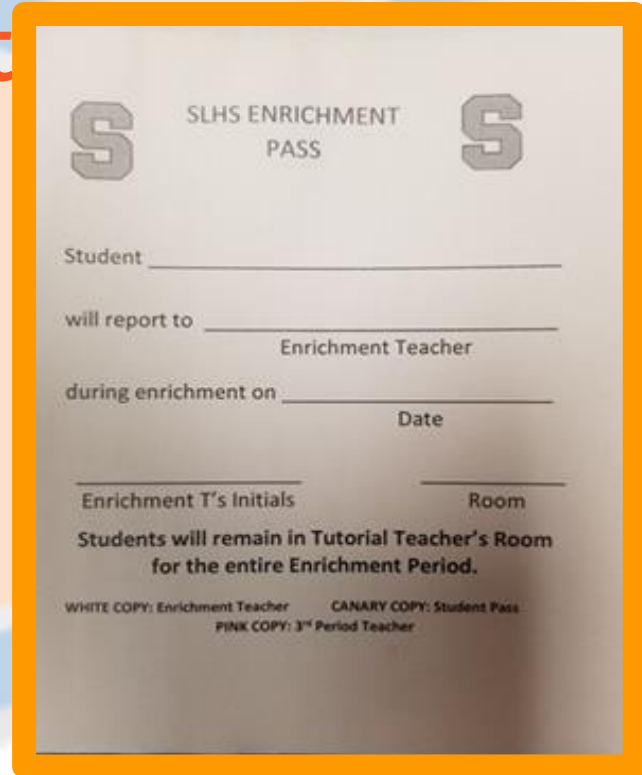
Dress Code Consequences

- 1st Offense: Correct and verbal warning
- 2nd : Correct and 30 minute ASD
- 3rd: Correct and 1 hour ASD
- 4th: Correct and 3 hour ASD
- 5th: Correct and 4 hour Saturday Detention
- 6th+: Additional consequences

There is an inevitable connection between choices and consequences.

Enrichment- Student Expectations

- Electronic devices are **NOT** allowed.
- Remain in enrichment for the **ENTIRE** period.
- Visit a teacher's enrichment if you have an incomplete or are failing the course.
- **Must have SLHS Enrichment Pass**

A form titled "SLHS ENRICHMENT PASS" with two large "S" logos on either side. It contains fields for Student, will report to, Enrichment Teacher, during enrichment on, Date, Enrichment T's Initials, and Room. Below these fields is a statement: "Students will remain in Tutorial Teacher's Room for the entire Enrichment Period." At the bottom, it lists three copies: WHITE COPY: Enrichment Teacher, CANARY COPY: Student Pass, and PINK COPY: 3rd Period Teacher.

SLHS ENRICHMENT PASS

Student _____

will report to _____

Enrichment Teacher

during enrichment on _____

Date

Enrichment T's Initials _____ Room _____

Students will remain in Tutorial Teacher's Room
for the entire Enrichment Period.

WHITE COPY: Enrichment Teacher CANARY COPY: Student Pass
PINK COPY: 3rd Period Teacher

Attendance

- You must sign in or out at the Main Campus or 9th Grade Attendance Office if you leave before 2:35pm, or arrive after 7:15am.
- Report all absences online
- Provide a note to the attendance office upon your return to school

Attendance for Credit - 90%

- Texas Law states your student has to be in school.
- An attendance for credit plan will be required if you fall below 90% attendance in any course.
- Passing grade will not count if below 90% attendance.
- Does not matter if **excused or unexcused** absence.
- This will result in loss of exemptions in the class.

What makes a tardy?

- Being on time to all classes is the expectation for all SLHS students. This is not only to maximize instructional time, but to ensure student safety. For the 2024-2025 school year, tardies will be counted *cumulatively* per semester for all classes. (15 tardies)
- You are tardy if you are not inside the classroom by the time the bell finishes ringing.

Truancy (“Skipping class”)

- You are considered truant if you are not in the classroom or signed in to an office
- If not feeling well, you must report to the Nurse.
- Extended time away from class (ex: library, restroom, walking the hall) will be considered truancy

Truancy (“Skipping class”)

- **Skipping class during a graded activity will result in an academic consequence.**
- **This could result in discipline consequences.**
- **Students are not allowed to leave campus without signing out during the school day.**

The background of the slide features a large, stylized logo for SLHS. The logo is composed of a central orange shape, possibly representing a sun or a stylized letter 'S', surrounded by a blue and white geometric pattern that resembles a starburst or a compass rose. The colors are vibrant and the design is modern.

Closed Campus

SLHS is a closed campus.

**Students are not allowed to leave campus
for lunch.**

Final Exam Exemptions

- 9th graders- 1 per semester.
- 10th graders-2 per semester
- 11th graders- 3 per semester
- Seniors- All exams
- Attendance Incentive
- Attendance, tardies, and discipline affect exemptions.
- “N” or “U” in conduct results in ineligibility from exemption in that class

* 9th-11th - If you have met all exemption criteria and have no more than 3 absences in any class this semester, you qualify for an additional exemption (Bonus).

*12th- If you have no more than 3 absences in any class this semester and meet discipline criteria, the grade criteria moves to a 70 or higher for the semester for you to be able to exempt the semester exam.

Final Exam Exemptions

Juniors:

- Typically you can't exempt the same courses 1st and 2nd semester unless you qualify for the bonus exemption.
- You will have some overlap from first to second semester, if you earn the bonus exemption; however, understand that **all courses** are exemptible.
- So, you must exhaust all courses before you repeat exemptions.
- *For instance:* If you have PE, PALS, etc....you will need to exempt that class before you get to repeat from 1st semester.

Academic Dishonesty/"Cheating"

- No electronic devices on your person
 - *Includes: earbuds, phone, smartwatch, tablet, etc.*
- Backpack closed and secure- away from desk if possible
- If a Chromebook or other device is being used to complete an assessment, close and, if possible, put the device away upon submission of the assessment

Failure to follow the above procedures will be considered cheating. You will receive a zero on the assessment, a discipline referral, and this will affect your exemptions.

Academic Dishonesty (“Cheating”)

- Giving or receiving information or help on a test or quiz.
- Copying someone’s work or letting them copy yours.
- Working with others that is meant to be done individually.
- Possession of a test/quiz or answer sheets.
- Plagiarism- the use of another’s ideas or products as one’s own. Inappropriate use of artificial intelligence

Academic Dishonesty (“Cheating”)

- You will receive a “zero” on the assignment and your conduct grade will be an “N.” One day of ISS.
- 2nd time or more- “zero” on the assignment, conduct grade of “U” and you will go to ISS *(loss of all exemptions)*



- Removal from NHS (and possibly other organizations) for any infraction

Extra Curricular Teams / Clubs / Groups

- May establish higher standards of behavior than those specified in the DMP and student code of conduct.
- Loss of extracurricular privileges on a team or other group is based upon the level of the infraction rather than a specific consequence.
- Please check the rules of any organization in which you participate. Some organizations by suspend or place on probation.

Social Media- Be Aware

Any student member of an extra-curricular organization or campus club representing themselves or their organization in an **unfavorable, questionable, or illegal** manner through electronic media OR using electronic devices in such a way that brings **discredit, dishonor, or disgrace** on their organization or members of ANY other school organization including themselves will be subject to disciplinary consequences and/or removal from the program.

Social Media- Be Aware

Before texting, tweeting, posting, sending, please think to yourself:

Would I want my parents, family, police officer or others to see this?

THINK
before you
POST

Social Media, Cyberbullying, and Online Harassment

- The District encourages students to act responsibly when using social media sites during the school day, at home, or in the community.
- While the District normally does not have jurisdiction over student behavior occurring outside of the school setting, the District does have jurisdiction if such behavior results in an on-campus disruption or interferes with someone's educational opportunities.

Bullying

- Defined as a SINGLE, significant act or PATTERN of acts by one or more students directed at another student that exploits an imbalance of power and involves written or verbal expression, expression through electronic means, or physical conduct.
- Physical harm, damaging property, reasonable fear, intimidating, disrupts the school process, interferes with a student's learning or infringes on the rights of the victim at school

Harassment

The District prohibits discrimination, including Harassment. Harassment of a student is defined as physical, verbal, or nonverbal conduct based on the student's race, color, religion, sex, gender, national origin, age, disability, or any other basis prohibited by law.

Examples of harassment may include:


- Offensive or derogatory language, comments, or jokes
- Name calling, slurs, rumors
- Threatening or humiliating conduct
- Physical aggression or assault
- Unwanted touching of a person's private areas
- Sharing of inappropriate images
- Dating violence
- Stalking

Expectations

- Treat one another with courtesy and respect.
- Avoid hurtful conduct directed toward another person.
- Using hurtful words, gestures or other inappropriate actions is prohibited.
- Students who believe they are being bullied, teased, or harassed are encouraged to report such incident to a teacher, counselor or administrator immediately.
- **Speak Up!**

Speak Up- How does it Work?

- Log into app by creating a unique code/password- IT IS ANONYMOUS!
- Choose your school
- Choose your concern
- Provide as much information as possible, including pictures, screen shots, links that can aid in the investigation



A stylized sunburst logo in the background, featuring a central orange circle with a blue outline, surrounded by blue and orange triangular rays. The text is overlaid on the central orange circle.

*If you see something,
Say something*

Damage & Graffiti

- Graffiti that does not rise to a felony will be disciplined as a Level III
- Graffiti can be a felony and will result in a DAEP placement and possible police charges
- “Graffiti” is defined as any markings, including inscriptions, slogans, drawings, or paintings, made on tangible property.

A stylized logo featuring a central orange sun-like shape with a blue outline. Above the sun is a semi-circular arc with blue and orange segments. To the right of the sun is a large, blue, multi-pointed star-like shape. The entire logo is set against a white background.

Mr. Calvert

Fighting

- Fighting is NOT acceptable
- If a student is hit by another student, he/she should avoid striking back and should find an adult (teacher, administrator, security guard, etc.)
- When a student is hit by another student AND he/she hits back, he/she is now a participant in a fight.
- Injury to either party makes things way worse.
- Videoing an altercation will be considered promoting a fight and you will receive disciplinary action.

A large, stylized graphic in the background. It features a central orange semi-circle, resembling a rising sun, which is partially enclosed by a blue, gear-like or wave-like shape. The entire graphic is composed of various shades of blue and orange, with a white outline for the central sun.

Telecommunication Devices

It is a privilege, not a right.

Telecommunication Devices Rules

- **Use in Classrooms:** Devices must be turned off and put away during instructional time (in Teacher Pocket Charts)
- **Non-Instructional Areas:** High School students may utilize devices only during passing periods and lunch at campus discretion. If you abuse the privilege you will lose it!
- **Restroom and Locker Rooms:** Use is strictly prohibited!
- **Photo/Video/Audio:** Students shall not take photos/video/audio in any school facility other than an event open to the public.

Telecommunication Devices Rules

- Smart Watches: Must be turned off during instruction. And, not visible during assessments (do not wear it).
- If your teacher tells you that smart watches will not be worn in their classroom you will abide.
- Earbuds: No during instruction, but you may use them in hallway between passing periods and at lunch.
- Passing period is not a trip to the RR. If you are caught with a device in hallway during your instructional time, we will confiscate it.

TELECOMMUNICATIONS

RULES AND PROCEDURES

Telecommunication devices are those that emit an audible signal, vibrate, display a message, or otherwise summon or deliver a communication to the possessor.

Use in Classrooms:

Devices must be turned off and put away during instructional time (between school start and end time).

Use in Non-Instructional Designated Areas:

Use of devices in a non-instructional area is as follows:

- Elementary: Students are prohibited from using devices in non-instructional areas.
- Junior High: Students are prohibited from using devices during passing periods but may use devices during lunch at campus discretion.
- High School: Students may utilize devices during passing periods and lunch at campus discretion.

Use in Restroom and Locker Room:

Telecommunication use is prohibited at all times.

Photo/Video/Audio:

Students shall not take photos/videos/audio in any school facility other than at an event open to the public.

Emergency Situations:

In emergency situations, students must follow the guidance of school staff regarding use of telecommunication devices.

Additional Notices:

Students who violate telecommunication guidelines will be assigned a consequence which includes, but is not limited to, confiscation of the device to a centralized location followed by parent communication and pick up. Campus may require additional restrictions in addition to those found in the Discipline Management Plan and Student Code of Conduct.

Students and parents should become familiar with the edition and definitions related to telecommunication devices in the Discipline Management Plan and Student Code of Conduct as well as related information in the Responsible Use Guidelines (located in the Student Handbook).



Telecommunication Device in Restroom/Locker Room

- Locker rooms and restrooms are a NO!!! Law enforcement may be involved.
- Students may NOT USE a device in the restroom.
- Consequences will be assigned.

Chromebook Expectations

- Bring it charged every day to every class.
- If you forget it, you will be assigned one from a grade level office.
- Follow the Discipline Code of Conduct Responsible Use Guidelines.
- You must use a SLHS chromebook. You may not bring your own technology.

Possession

A student is considered in possession of an object or substance if the item is:

- On the student's person
- In the student's personal property (clothing, purse, backpack, etc.)
- In any school property used by student (locker, desk, etc.)
- In any private vehicle driven by the student to school or a vehicle contracted to drive the student to a school sponsored event

Medicine, Prescription & Nonprescription Medications

- All medication must be kept in the clinic. No exceptions!
- Possession of a non-prescription medication or one's own prescription medication is a Level II offense and will receive disciplinary consequences.
- The nurses are not responsible to track you down to take your medication. You are responsible.
- Get a pass from your teacher before coming to the clinic.
- In an **emergency** students can visit the closest clinic.

Medicine, Prescription & Nonprescription Medications

- Selling, giving, or delivering a non-prescription medication- Level III
- Selling, giving, or delivering one's own prescription medication to another person- Level IV or V (it becomes an illegal drug)
- Using or possessing someone else's prescription medication (even a parent's)- Level IV or V (it is an illegal drug if it is not the person's own prescription)
- You could be removed to DAEP or JJAEP.

Prohibited Items

Do not bring the following items to school:

- Fireworks of any kind, smoke or stink bombs, or any other pyrotechnic device;
- Razor, box cutter, chain or any other object used in a way that threatens or inflicts bodily injury to another person
- Look-alike weapons
- Air gun or BB gun
- Ammunition
- Stun gun
- Mace or pepper spray
- Pornographic materials or items
- Tobacco products, cigarettes, e-cigarettes and any component, part or accessory for an e-cigarette device or accessory to vaping
- Devices designed to emit an electrical shock (such as a TASER)
 - (See the *Discipline Management Plan and Student Code of Conduct* for other prohibited items.)

Personal Property

- Students are discouraged from bringing items of value to school even though they may not be prohibited (i.e. expensive clothing items, jewelry, large amounts of money, electronic devices, etc.)
- The school cannot be held accountable for these types of items if they are damaged, lost or stolen.
- Security does not have time to investigate lost or stolen items.

A stylized sunburst logo in the background, featuring a central orange circle with a blue outline, surrounded by blue and orange triangular rays.

**School property is defined as any
property belonging to the District**

A stylized logo featuring a sunburst design. The sunburst is composed of alternating blue and orange triangular rays. In the center of the sunburst is a large, stylized letter 'P' in blue, with an orange interior. The text 'Mr. Pearson' is overlaid on the orange interior of the 'P'.

Mr. Pearson

Things That Bring Trouble

- Trespassing
- Vaping devices
- Tobacco
- Alcohol/Drugs
- Fighting
- Assaults
- Weapons
- Look-alike weapons
- Theft
- Drug paraphernalia
- Other people's **STUFF**

Much of what's on this list can be a felony and will get you sent to the OAC or JJAEP.

Alcohol, Marijuana, Controlled Substances and Dangerous Drugs

- Students who commit alcohol or drug-related offenses are disciplined as follows:
- Misdemeanor Level offenses - mandatory DAEP placement (OAC assignment)
- Felony offenses - mandatory expulsion to the JJAEP
- Controlled substance offenses that would be classified as a misdemeanor elsewhere, may be elevated to a felony because schools are Drug-free Zones.

Vaping / Ecigs



Possession or use will result in a
Level IV consequence

Vaping/E-Cigarette continued.....

When considering the six factors prior to a DAEP placement, administrators shall recommend a three day in-school suspension for students who are found to engage in offenses related to e-cigarettes if their discipline history shows no previous e-cigarette infractions for the school year. Students will be provided a behavior contract and interventions related to e-cigarette possession and use during their in-school suspension

Vaping devices that contain THC will be recommended for a length of 30 days to the DAEP

Synthetic or “Look-Alike”

Students who possess or presents a substance that is “look-alike” or synthetic version of marijuana or a controlled substance will receive level IV infraction - MANDATING AN OAC PLACEMENT

Level IV Offenses: Mandatory OAC Placement

These offenses include, but are not limited to:

- Controlled Substances
- Marijuana & THC
- Alcohol
- Assault w/ bodily injury
- Any type of assault of an employee or volunteer
- Public lewdness / indecent exposure
- Felony conduct, not covered elsewhere
- Computer security breach
- False alarm/ report
- Terroristic threat
- Gang activity
- Retaliation against an employee
- AirSoft and BB-type guns, slingshots, etc.
- Off-campus Title V felonies or felony aggravated robbery
- Harassment against an employee
- Vaping/e-cigarette related, subsequent offense

9th Grader Reminders

- Unlike Junior High there are NO Lunch Detentions. Only after-school detentions will be assigned.
- Students are responsible for remembering assigned detentions.
- No reminders will be given.
- 1 free reschedule.
- Unlike Junior High tardies reset every SEMESTER. Only 15 tardies per before SEMESTER. **15 tardies will result in a loss of exemptions.**
- Turn on your Canvas notifications.
- If you are late **before** 7:25 AM, you go to the class to check into school.
- If you arrive **after** 7:25 AM at anytime of the day, you **MUST** check in at the attendance office.

Welcome to HIGH SCHOOL!

These are some of the behaviors that are not the Spartan Way and will not be tolerated:

- **Academic Dishonesty**
- **Profane, vulgar, obscene or threatening language or gestures**
- **Ethnic, racial or gender-related slurs**
- **Fighting**
- **Bullying or harassment of any kind**

Lunch Reminders

- Remain in the Commons or Patio
- Find a seat and stay/no moving around/no standing
- Wait until the bell to dismiss
- Take your trash
- You must eat in the main commons or 9th cafe- no stairwell or hallways
- **You are not allowed to leave campus for lunch. We are a closed campus.**
- **No Uber Eats or Door Dash deliveries during school day.**

Bike Racks

- Use the bike racks and not the trees.
- Bike racks are located in the front of 9th grade center and in the back of SLHS at the art and science classrooms.
- HD Video Cameras
- Scan QR to register bike
- **LOCK YOUR BIKE!**



Buses

- Leaves at 2:45pmsharp!
- Three students per seat.
- Know your bus #.
- Buses are located behind the school in front of the athletic fields.
- At dismissal head straight for your bus.
- You are not allowed to ride another bus without AP permission

Vehicles

- **Students are responsible for any prohibited items found in their cars while parked on District property or at a school-sponsored event.**
- **Students should remove all items needed during the school day from vehicles parked on campus when they arrive in the morning.**
- **Students are prohibited from being in the parking lots except upon their arrival and dismissal from campus.**
- **Students who return to the vehicle during the school day, without prior approval, may be disciplined and may be subject to having the vehicle searched.**

Where can I Park?

You must have a registered parking permit to park on campus.





RESERVED PARKING

Reserved parking spaces have a number. They may or may not be personalized. Only the person who purchased the spot may park there.



GENERAL PARKING

General parking is not numbered. Some general parking is completely blank, but some may have 1 or 2 blank boxes.





**NO STUDENT
PARKING**

Staff and Sub Parking only





**This presentation is not a
substitute for reading the
*Discipline Management Plan
and Student Code of Conduct***



Remember to Make Good Choices!

Let's make it a great year, Spartans!

Attendance Check - In

